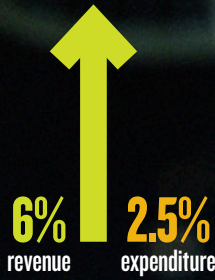


\$37.1b
DEFICIT

2.5%
(flat) economic
growth 2016-17

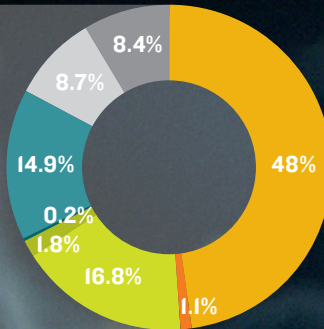


\$6b
Projected deficit
in 2020

Federal Budget 2016-17 Highlights

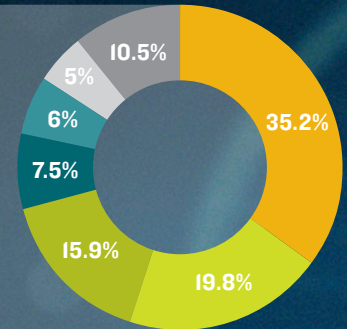
Revenue (%)

- Individual income tax
- Fringe benefits tax
- Company tax
- Superannuation tax
- Petroleum resources tax
- GST
- Excise and customs
- Other

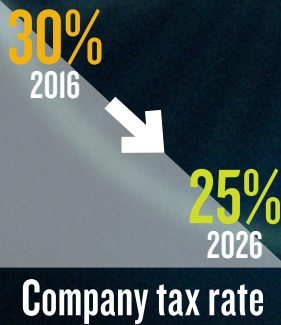


Expenditure (%)

- Social sec/welfare
- Other purposes
- Health
- Education
- Defence
- General public services
- All other functions



↓2.5%
COMPANY TAX
<\$10m t/o



1,300
new staff to raise
\$3.7b

49→47%
TOP TAX RATE
from 1 July 2017

S
Super



(NOT SO) SUPER

\$1.6m
Superannuation
pension cap

\$500k
after tax contributions
lifetime limit

\$250k earnings = higher contribution tax

\$25k pa cap for concessional contributions